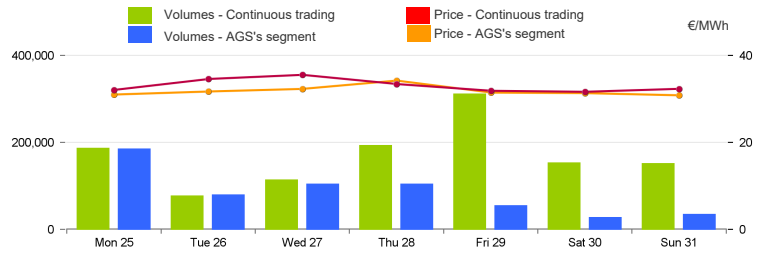


Spot Gas Market (MP-GAS)

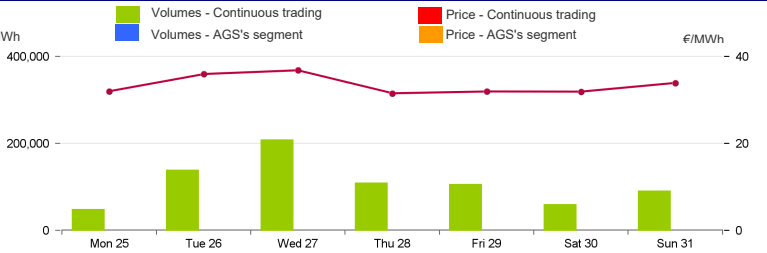
Day-Ahead Gas Market (MGP-GAS)

	Price. €/MWh				Volumes. MWh			
	Average	Var	Min	Max	Total	Var	Daily Products	WE Product
Continuous trading	32.37	-4.7%	29.40	37.85	1,181,400	-14.0%	1,085,736	95,664
	Price. €/MWh				Volumes. MWh			
	Average	Var	Min	Max	Total	Var	Purchases SRG	Sales SRG
AGS's segment	31.83	-6.0%	30.83	34.22	585,576	-22.1%		585,576



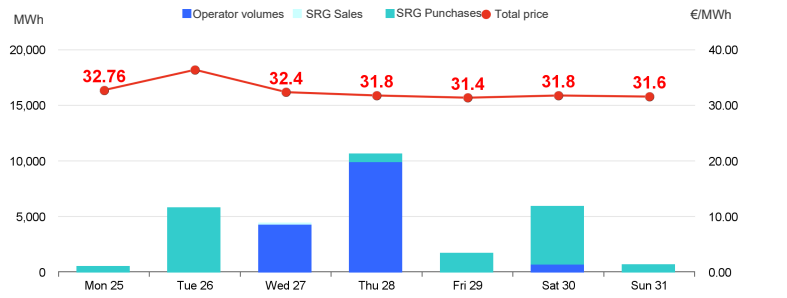
Intra-Day Gas Market (MI-GAS)

	Price. €/MWh				Volumes. MWh			
	Average	Var	Min	Max	Total	Var	Purchases SRG	Sales SRG
Continuous trading	33.44	-2.1%	30.10	38.69	755,640	-22.5%		
	Price. €/MWh				Volumes. MWh			
	Average	Var	Min	Max	Total	Var	Purchases SRG	Sales SRG
AGS's segment	-	-	-	-	-	-		



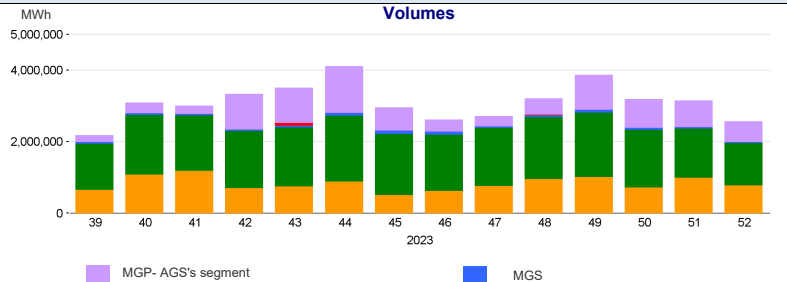
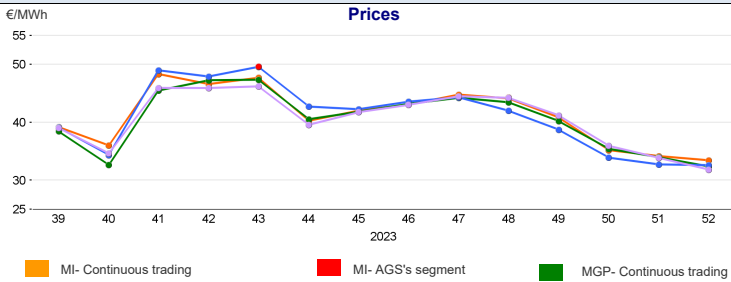
Market for the trading of gas stored (MGS-GAS)

Week	Storage	52	51
Price. (1) €/MWh	Stogit	32.60	32.73
	Edison Stoccaggio	-	-
	Total	32.60	32.73
Volumes. MWh	Stogit	29,563	38,572
	Edison Stoccaggio	-	-
	Total	29,563	38,572
SRG Activity. MWh	Purchases	14,686	10,021
	Balancing (2)	14,686	10,021
	Other purposes (3)	-	-
	Sales	188	11,364
	Balancing (2)	188	11,364
Other purposes (3)	-	-	



1) The Total price is calculated as a weighted average price for the total volumes exchanged in each storage system.
2) To securely manage any expected deviations between overall network injections and withdrawals pursuant to Art. 2.5 of Annex A, AEEGSI's Resolution 312/2016/R/gas
3) Stored gas trades by Snam Rete Gas (SRG) not included in "Balancing"

Weekly evolution



Forward Gas Market (MT-GAS)

Products	Market				OTC		Total		Open interest*			
	Minimum Price	Maximum Price	Check Price*	Trades	Volumes	Registrations	Volumes	Volumes	change %	MWh/d	MWh	
	€/MWh	€/MWh	€/MWh	change %	N.	MWh/d	N.	MWh/d	MWh/d	change %	MWh/d	MWh
BoM-2023-12	-	-	38.81	-1.3%	-	-	-	-	-	-	-	-
M-2024-01	-	-	32.83	0.0%	-	-	-	-	-	-	-	-
M-2024-02	-	-	34.85	3.0%	-	-	-	-	-	-	-	-
M-2024-03	-	-	34.26	2.4%	-	-	-	-	-	-	-	-
Q-2024-01	-	-	33.22	0.0%	-	-	-	-	-	-	-	-
Q-2024-02	-	-	34.52	-0.2%	-	-	-	-	-	-	-	-
Q-2024-03	-	-	34.67	1.1%	-	-	-	-	-	-	-	-
Q-2024-04	-	-	39.95	0.1%	-	-	-	-	-	-	-	-
SS-2024	-	-	34.64	1.7%	-	-	-	-	-	-	-	-
WS-2024/2025	-	-	39.99	-0.1%	-	-	-	-	-	-	-	-
CY-2024	-	-	34.96	0.0%	-	-	-	-	-	-	-	-
BoM-2024-01	-	-	32.72	-	-	-	-	-	-	-	-	-
Q-2025-01	-	-	41.91	-	-	-	-	-	-	-	-	-
M-2024-04	-	-	34.78	-	-	-	-	-	-	-	-	-
CY-2025	-	-	36.92	-	-	-	-	-	-	-	-	-
Total											0	0

*Referred to the last session of the week